



Help Manual

Online Student Application



GAUHATI UNIVERSITY
ASSAM

DECLAIMER

The screens used in the creation of this Document may vary with time been changes which happens in the due course. It is suggested to the candidate to go through the Help Manual properly before filling their Online Application Form. "The University does not own any responsibility for submitting any wrong information in the Application Form"



Help Manual (Gauhati University, Assam)

Help:-

This is a Student Help Guide to help them fill their **Online Admission Form** Step by Step using <https://guportal.in>

How to Fill Admission Application Form.

Step 1: Login to <https://guportal.in> link.

Step 2: Click on Application Form for Admission 2018-2019 Link on the left hand side of the page.

The screenshot displays the Gauhati University portal interface. At the top, the university's name is written in Assamese and English. A navigation bar includes a login button. The main content area is divided into three sections: 'Important Links', a central banner, and 'News & Events'. The 'Important Links' section lists various forms and examinations, with an arrow pointing to the 'Application Form for Admission into Post Graduate, M.Phil and Ph.D Programmes of study, 2018-19' link. The central banner shows a photograph of the university's main gate with a text box below it that says 'click here for Admission From Fill up'. The 'News & Events' section contains a notice about student registration and examination form correction, dated 02-11-2017, and another notice about BBA 1st Semester Results dated 07/06/2018.

After clicking on “Application Form for Admission 2018-2019” Link, below option will be opened up for student to fill their online Admission Application Form.

DECLAIMER

The screens used in the creation of this Document may vary with time been changes which happens in the due course. It is suggested to the candidate to go through the Help Manual properly before filling their Online Application Form. "The University does not own any responsibility for submitting any wrong information in the Application Form"



Help Manual (Gauhati University, Assam)

The screenshot displays the Gauhati University website interface. At the top, there is a header with the university's name in Assamese and English, and navigation links for 'College / GU Department Login' and 'Home'. Below the header is a banner image showing students and a hand typing on a laptop. A contact number (+91-9870391549) and an email address (gauiums@gmail.com) are provided for queries. The main content area is divided into three columns: 'List of Online Application Form', 'Registered Candidate Login', and 'News & Events (New)'. The 'List of Online Application Form' column contains links for 'MPhil/PhD Application Form', 'PG Application Form', 'M.Sc. Nursing Application Form', and 'M.Sc. Cancer Biology Application Form'. The 'Registered Candidate Login' column has links for 'Student Login' and 'Payment Verification', with a button labeled 'Click here for Admission Form Fill up'. The 'News & Events (New)' column lists various notices and brochures, including 'GU Admission Brochure 2018-19', 'Advertisement of GURET-2018', and 'Admission Notification for M.Phil./Ph.D. Admission: Autumn Session (2018-19)'. A note at the bottom of the screenshot advises students and colleges to use Google Chrome.

Step 3: Click on the “PG Application Form” link to fill the Application Form.

Step 4: Fill in the form with the correct details.

Note: This Form will generate the User Id & Password. Which will be later on used to fill the complete Admission Application Form.

DECLAIMER

The screens used in the creation of this Document may vary with time been changes which happens in the due course. It is suggested to the candidate to go through the Help Manual properly before filling their Online Application Form. "The University does not own any responsibility for submitting any wrong information in the Application Form"



Help Manual (Gauhati University, Assam)

Welcome, TEST TWO

Home | Change Password | Logout

Personal Information | Address Information | Academic Details | Document Upload | Course Applied For | Preview

Please do not fill in the Admission Application Form by opening multiple tabs in the browser and fill in one Form at a time only. Please Logout after success filling of the Form.

Application of Admission for the Academic Session 2018 - 2019

Step [1/5] : Personal Information

Applying For : Post Graduation (PG)

Applicant's Name (As on 10th Marksheet) : TEST TWO

Father's Name : Mr. TEST TWO

Mother's Name : Mrs. TEST TWO

Date of Birth (As per Xth Certificate) : 17/05/1995

Nationality : Indian Other

Domicile(State) : Assam

Gender : Male

Religion : Christian

Category : SC

Enter Your Caste : a

Local Guardian Name : test two

Relationship with Local Guardian : test two

Other Category(Ex-Employee of GU/ Employee of GU/ Ex-Employee of Defence Personnel/ Fringe Village/ Extracurricular Quota)

*Note category. Download the other category form and submit the filled form in the department you are applying for to claim reservation under following category.

Are you Son/Daughter of Ex-Employee of Gauhati University? [Download Form](#)

Are you Son/Daughter of Present Employee of Gauhati University? [Download Form](#)

Are you Son/Daughter of Ex-Employee of Defence Personnel? [Download Form](#)

Are you Permanent Resident of Fringe Village as notified by Gauhati University? [Download Form](#)

Do you want to apply under Extracurricular Quota? [Download Form](#)

Do you want to apply under NCC and NSS Quota? [Download Form](#)

Are you pursuing any other regular course in GU or Other university? YES NO

Have you pursued or pursuing/ Completed any Masters Programme at GU? YES NO

Need Hostel Accommodation? YES NO

Are you Differently Abled? YES NO

Applicant's Mobile Number : 8888888888

Applicant's Email Id : testtwo@gmail.com

Parents/ Guardian's Mobile No. :

Parent's E-Mail Id :

Local Guardian's Mobile Number :

Local Guardian's E-Mail Id :

Applicant's Aadhar Number (if any) :

Unique Identity Details

Class XII th or Equivalent Roll No. : test two

Marksheet Serial No. of Class X th or Equivalent : test two

Class X th or Equivalent Roll No. : test two

Passing Year of Class X th or Equivalent : 2006

SAVE & NEXT

Disclaimer: "The University does not own any responsibility for submitting any wrong information in the Application Form".

Step 5: Click on "SAVE & NEXT" button to submit your basic details and complete Step 1 of admission form Fill up.

DECLAIMER

The screens used in the creation of this Document may vary with time been changes which happens in the due course. It is suggested to the candidate to go through the Help Manual properly before filling their Online Application Form. "The University does not own any responsibility for submitting any wrong information in the Application Form"



Help Manual (Gauhati University, Assam)

Below screen will appear after you have submitted the details.

Please note the ID and Password and click on "Click here for Next Step (2/5)" to go to step 2 of Admission form fill up, or re-login to continue with step 2.

The screenshot shows the Gauhati University application portal. At the top, there is a navigation bar with the university logo, name in Assamese and English, and a user greeting "Welcome, amit". The navigation menu includes Home, Change Password, Logout, Personal Information, Address Information, Academic Details, Document Upload, Course Applied For, and Preview. A message box states: "Please do not fill Application Form by open multiple tab on browser, and ensure to fill one form at a time on browser and Logout after success Application Form filling. Please Continue." Below this, a confirmation message reads: "Step 1 is completed, now go to step 2 by clicking below button !!". It provides the User ID: G18P750548 and Password: 13509162, and notes that the information has also been sent to the user's mobile. It instructs the user to login using their User ID (Application No.) and Password and follow the next step. A button labeled "Click here for Next Step[2/5]" is provided. A 3D character holding a sign with a green checkmark is also visible.

How to Complete the Pre-Admission Application Form.

Step 1: Re- login with the User ID and Password to complete the Application process

The screenshot shows the Gauhati University application portal with a login form overlay. The form is titled "Enter Candidate Login Information" and includes fields for User Id (G18P270561) and Password (masked with asterisks). A "Login" button is present. Below the form, there is a link for "Forgot Your Password ?" with a sub-link "Forgot your Password". The background of the page shows a group of students in a classroom setting. A banner at the bottom of the page reads: "Students and Colleges are advised to use Google Chrome".

Step 2: After login you can check the Personal Details and continue to fill the Application form.

DECLAIMER

The screens used in the creation of this Document may vary with time been changes which happens in the due course. It is suggested to the candidate to go through the Help Manual properly before filling their Online Application Form. "The University does not own any responsibility for submitting any wrong information in the Application Form"



Help Manual (Gauhati University, Assam)

Welcome, TEST TWO

| Home | Change Password | Logout |

Personal Information | Address Information | Academic Details | Document Upload | Course Applied For | Preview

Please do not fill in the Admission Application Form by opening multiple tabs in the browser and fill in one Form at a time only. Please Logout after success filling of the Form.

Application of Admission for the Academic Session 2018 - 2019

Step [1/5] : Personal Information

Applying For : Post Graduation (PG) ▾

Applicant's Name (As on 10th Marksheet) : TEST TWO *

Father's Name : Mr. ▾ TEST TWO *

Mother's Name : Mrs. ▾ TEST TWO *

Date of Birth (As per Xth Certificate) : 17/05/1995 [05] ▾ *

Nationality : Indian Other

Domicile(State) : Assam ▾ *

Gender : Male ▾ *

Religion : Christian ▾ *

Category : SC ▾ *

Enter Your Caste : a *

Local Guardian Name : test two Relationship with Local Guardian : test two

Other Category(Ex-Employee of GU/ Employee of GU/ Ex-Employee of Defence Personnel/ Fringe Village/ Extracurricular Quota)

*Note : Download the other category form and submit the filled form in the department you are applying for to claim reservation under following category.

Are you Son/Daughter of Ex-Employee of Gauhati University ? : [Download Form](#)

Are you Son/Daughter of Present Employee of Gauhati University ? : [Download Form](#)

Are you Son/Daughter of Ex-Employee of Defence Personnel? : [Download Form](#)

Are you Permanent Resident of Fringe Village as notified by Gauhati University? : [Download Form](#)

Do you want to apply under Extracurricular Quota? : [Download Form](#)

Do you want to apply under NCC and NSS Quota? : [Download Form](#)

Are you pursuing any other regular course in GU or Other university? : YES NO

Have you pursued or pursuing/ Completed any Masters Programme at GU ? : YES NO

Need Hostel Accommodation? : YES NO

Are you Differently Abled? : YES NO

Applicant's Mobile Number : 888888888 *

Applicant's Email Id : testtwo@gmail.com *

Parents/ Guardian's Mobile No. : *

Parent's E-Mail Id : *

Local Guardian's Mobile Number : *

Local Guardian's E-Mail Id : *

Applicant's Aadhar Number (if any) : *

Unique Identity Details

Class XII th or Equivalent Roll No. : test two *

Marksheet Serial No. of Class X th or Equivalent : test two *

Class X th or Equivalent Roll No. : test two *

Passing Year of Class X th or Equivalent : 2006 ▾ *

SAVE & NEXT

Disclaimer: "The University does not own any responsibility for submitting any wrong information in the Application Form".

Step 3: Click on the "Save & Next" button to go on the next page of Address Details.

DECLAIMER

Page 6

The screens used in the creation of this Document may vary with time been changes which happens in the due course. It is suggested to the candidate to go through the Help Manual properly before filling their Online Application Form. "The University does not own any responsibility for submitting any wrong information in the Application Form"



Help Manual (Gauhati University, Assam)

Step 4: Fill in the Address details in this tab. Please fill the correct details in these tabs.



Please do not fill in the Admission Application Form by opening multiple tabs in the browser and fill in one Form at a time only. Please Logout after success filling of the Form.

Step [2/5] : Address Information

Permanent Address

Country :	India	Landmark :	south assam
State :	Assam	District :	Barpeta
Pin Code :	110000	City/Village :	Barpeta city
Post Office :	southhall assam	Police Station Of Your Area :	southhall Assam

Local/Correspondence Address (Same As Permanent Address)

Country :	India	Landmark :	south assam
State :	Assam	District :	Barpeta
Pin Code :	110000	City/Village :	Barpeta city
Post Office :	southhall assam	Police Station Of Your Area :	southhall Assam

← PREVIOUS

SAVE & NEXT →

Disclaimer: "The University does not own any responsibility for submitting any wrong information in the Application Form".

Step 5: Click on "Save & Next" to save and move to the next tab to fill in the education details.

Step 6: Fill in the Correct Education details in this tab.

DECLAIMER

The screens used in the creation of this Document may vary with time been changes which happens in the due course. It is suggested to the candidate to go through the Help Manual properly before filling their Online Application Form. "The University does not own any responsibility for submitting any wrong information in the Application Form"



Help Manual (Gauhati University, Assam)

গুৱাহাটী বিশ্ববিদ্যালয়
Gauhati University

Welcome, TEST NURSING

[Home](#) |
 [Change Password](#) |
 [Logout](#)

Personal Information
Address Information
Academic Details
Document Upload
Course Applied For
Preview

Please do not fill in the Admission Application Form by opening multiple tabs in the browser and fill in one Form at a time only. Please Logout after success filling of the Form.

Step [3/5] : Academic Details

Note : After adding courses in "Course Applied For" page, you can't edit or make changes in this page. For making changes in this page, you need to remove course selection in "Course Applied For" page.

Class X th or Equivalent Marks Details			
Passing Year :	<input type="text" value="2013"/>	*	
Board :	<input type="text" value="CBSE"/>	*	
Other Board :	<input type="text"/>		
Maximum Marks :	<input type="text" value="500"/>	Marks Obtained :	<input type="text" value="300"/>
	*		*
Percentage :	<input type="text" value="60%"/>		*
Class XII th or Equivalent Marks Details			
Stream :	<input type="text" value="Science"/>	Enter Other Stream :	<input type="text"/>
	*		*
Passing Year :	<input type="text" value="2015"/>		*
Board :	<input type="text" value="CBSE"/>		
Other Board :	<input type="text"/>		
Maximum Marks :	<input type="text" value="1000"/>	Marks Obtained :	<input type="text" value="600"/>
	*		*
Percentage :	<input type="text" value="60%"/>		*
Graduation Marks Details			
Stream :	<input type="text" value="B.E./B.Tech. in Biotechnology"/>		Passing Year :
	*		<input type="text" value="2018"/>
Select University :	<input type="text" value="Other University Within Assam"/>		
Other University :	<input type="text" value="vbvcvcb"/>		
Result Awaited :	<input type="text" value="No"/>	Roll No. :	<input type="text" value="423"/>
	*		*
Degree Status :	<input type="text" value="Completed"/>		
	*		
Grading System :	<input type="text" value="No"/>	CGPA :	<input type="text"/>
	*		*
Total marks of all semester :	<input type="text" value="1000"/>	Total Marks Obtained in all semester :	<input type="text" value="500"/>
	*		*
Percentage :	<input type="text" value="50%"/>		*
Subjects You Pursued In Graduation			
Semester / Year :	<input checked="" type="radio"/> Semester <input type="radio"/> Year *		
Note : Please fill all the required subjects and fill the marks carefully in the relevant boxes. According to selected subjects, you will be able to choose Departments, Degrees and Subjects on "Course Applied For" menu tab.			
List of Selected Subjects in Graduation			
S.No.	Subject/Discipline		
1	Biotechnology		

Disclaimer: "The University does not own any responsibility for submitting any wrong information in the Application Form".

DECLAMER

Page 8

The screens used in the creation of this Document may vary with time been changes which happens in the due course. It is suggested to the candidate to go through the Help Manual properly before filling their Online Application Form. "The University does not own any responsibility for submitting any wrong information in the Application Form"



Help Manual (Gauhati University, Assam)

Step 7: Click on “**Save & Next**” to move to the Document Upload tab.

Note: please enter the GU Registration number if you have selected Gauhati University as you're Graduation University. On the bases of the education details filled by the student he/she can select the course MSc Cancer Biology in Course Applied For page.

The Eligibility criteria for MSc Cancer Biology is that a student having B.Sc. Major in Biotechnology, B.Sc. Major In Zoology, B.Sc Major in Biochemistry, B. Tech in Bio-Technology, BAMS, BVSC, MBBS in graduation can apply and should have scored a minimum of 50% marks in these degree, The Reservation Criteria will be followed as per Gauhati University.

DECLAIMER

The screens used in the creation of this Document may vary with time been changes which happens in the due course. It is suggested to the candidate to go through the Help Manual properly before filling their Online Application Form. "The University does not own any responsibility for submitting any wrong information in the Application Form"



Help Manual (Gauhati University, Assam)

Step 8: Upload the Photograph and signature in this page.

“Use your Latest Photograph in this form”. Or Keep your Latest Photograph.


গুৱাহাটী বিশ্ববিদ্যালয়
Gauhati University
Welcome, TEST NURSING

[Home](#) | [Change Password](#) | [Logout](#)



[Personal Information](#) | [Address Information](#) | [Academic Details](#) | **[Document Upload](#)** | [Course Applied For](#) | [Preview](#)

Please do not fill in the Admission Application Form by opening multiple tabs in the browser and fill in one Form at a time only. Please Logout after success filling of the Form.

Step [4/5] : Document Upload

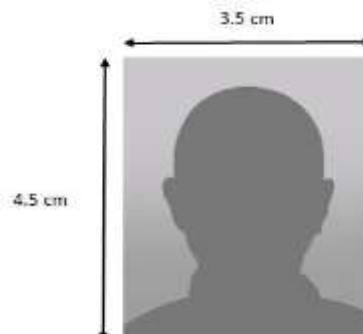
* To Resize your Image / photo please click here

Photo Upload	<input type="button" value="Choose file"/> <input type="text" value="No file chosen"/> * <small>[File size should not greater than 100 KB Supported File Types .jpg, .jpeg, .bmp, and .png]</small>
Signature Upload	<input type="button" value="Choose file"/> <input type="text" value="No file chosen"/> * <small>[File size should not greater than 100 KB Supported File Types .jpg, .jpeg, .bmp, and .png]</small>
Graduation Mark Sheet Upload	<input type="button" value="Choose file"/> <input type="text" value="No file chosen"/> * <small>[File size should not greater than 200 KB Supported File Types .jpg, .jpeg, .bmp, and .png]</small>

Photo	Signature	Mark Sheet
		 VIEW

Disclaimer: "The University does not own any responsibility for submitting any wrong information in the Application Form".

Note: The Photo uploaded should have dimensions of 413x531 pixels up to 100Kb.





Help Manual (Gauhati University, Assam)

The Signature should be not less than 512x128 Pixels and size should be up to 100Kb.



Step 9: Click on the “Save & Next” button to save and to the course applied page to select the MSc Nursing degree where you want to take your admission.

Welcome, TEST NURSING

গুৱাহাটী বিশ্ববিদ্যালয়
Gauhati University

Home | Change Password | Logout

Personal Information | Address Information | Academic Details | Document Upload | **Course Applied For** | Preview

Please do not fill in the Admission Application Form by opening multiple tabs in the browser and fill in one Form at a time only. Please Logout after success filling of the Form.

Step [5/5] : Course Applied For

Department : 319 - Lokopriya Gopinath Bordoloi Regional Institut

Degree : MSc

Subject : Cancer Biology

S.No.	Department	Degree	Subject	Application Fee	Examination Fee	IsSFS	DELETE
1	Lokopriya Gopinath Bordoloi Regional Institute of Mental Health Tezpur [319]	MSc	Cancer Biology	200.00	300.00	Yes	<input type="button" value="DELETE"/>

*Note : Bank charges extra as applicable !!
 Total Fee : Rs. 500
 Paid Amount : Rs. 0
 Current Application Fee : Rs. 500
 Net Payable Amount : Rs. 500

Disclaimer: "The University does not own any responsibility for submitting any wrong information in the Application Form".

Note: To remove any degree which is been selected by mistake please click on delete option, before the payment to university.

Step 10: Click on “NEXT” to go to preview option.

Step 11: The Preview option is to check the form details which you have fill. If there is any changes which required you can edit them by going to their respective tabs.

DECLAIMER

11

Page

The screens used in the creation of this Document may vary with time been changes which happens in the due course. It is suggested to the candidate to go through the Help Manual properly before filling their Online Application Form. "The University does not own any responsibility for submitting any wrong information in the Application Form"



Help Manual (Gauhati University, Assam)

Welcome, TEST NURSING

Home | Change Password | Logout

Personal Information | Address Information | Academic Details | Document Upload | Course Applied For | **Preview**

Please do not fill in the Admission Application Form by opening multiple tabs in the browser and fill in one Form at a time only. Please Logout after success filling of the Form.

Application for Admission in Academic Session 2018 - 2019

PREVIEW FORM BEFORE FINAL SUBMISSION

Step [1/5] : Personal Information

Applying For : Post Graduation (PG)	
Type of Course you are Applying for :	Full Time
Applicant's Name (As on 10th Marksheet) :	TEST NURSING
Father's Name :	Mr. TEST NURSING
Mother's Name :	Mrs. TEST NURSING
Date of Birth :	10/06/1994
Nationality :	Indian
Domicile(State) :	Assam
Gender :	Male
Religion :	Buddhism
Category :	GEN
Local Guardian Name :	TEST NURSING
Relationship with Local Guardian :	Father
Other Category(Ex-Employee of GU/ Ex-Employee of Defense Personnel/ Fringe Village/ Extracurricular Quote) :	No
Are you pursuing any other regular course in GU or Other university? :	No
Have you pursued or pursuing/ Completed any Masters Programme at GU ? :	No
Need Hostel Accommodation? :	No
Are you Differently Abled? :	No
Your Own Mobile Number :	9999999999
Applicant's Email Id :	aaaaaa@fd.com
Parents/ Guardian's Mobile no :	
Parent's E-Mail Id :	
Local Guardian's Mobile Number :	
Local Guardian's E-Mail Id :	
Aadhar Number :	
Class XII th or Equivalent Roll No :	Test Nursing
Marksheet serial no of Class Xth or Equivalent :	Test Nursing
Class X th or Equivalent Roll No :	Test Nursing
Passing year of Class Xth or Equivalent :	2013

Step [2/5] : Address Information

Permanent Address		Local/Correspondence Address	
Country :	India	Country :	India
Landmark :	GJC	Landmark :	GJC
State :	Assam	State :	Assam
District :	BAKSA	District :	BAKSA
City/Village :	xgn	City/Village :	xgn
Post Office :	xfg	Post Office :	xfg
Police Station Of Your Area :	cnx	Police Station Of Your Area :	cnx
Pin Code :	123456	Pin Code :	123456

Step [3/5] : Document Upload Details

Photo	Signature	Graduation Mark Sheet Upload			
		VIEW			

[=> PREVIOUS](#)
[NEXT =>](#)

Disclaimer: "The University does not own any responsibility for submitting any wrong information in the Application Form".



Help Manual (Gauhati University, Assam)

গুৱাহাটী বিশ্ববিদ্যালয়

Gauhati University

Welcome, TEST NURSING

[Home](#) |
 [Change Password](#) |
 [Logout](#)

Personal Information
Address Information
Academic Details
Document Upload
Course Applied For
Preview

Please do not fill in the Admission Application Form by opening multiple tabs in the browser and fill in one Form at a time only. Please Logout after success filling of the Form.

Step [4/5] : Academic Details

Class X th or Equivalent Marks Details

Passing Year	: 2013		
Board	: CBSE		
Other Board	:		
Maximum Marks	: 500	Marks Obtained	: 300
Percentage	: 60		

Class XII th or Equivalent Marks Details

Stream	: Science	Other Stream	: NA
Do you have Mathematics in 10+2?	: No	Passing Year	: 2015
Board	: CBSE		
Other Board	:		
Maximum Marks	: 1000	Total Marks Obtained in all semester	: 600
Percentage	: 60		

Graduation Marks Details

Stream	: B.E./B.Tech. in Biotechnology	Passing Year	: 2018
University	: Gauhati University	Other University	: NA
Registration No. (In case of GU student)	: 23452345	Registration Year	: 2015-2016
Result Awaited	: No	Degree Status	: Completed
Grading System	: No	CGPA	:
Total Marks of all semester	: 1000	Marks Obtained	: 500

S.No.	Subject/Discipline
1	Biotechnology

Step [5/5] : Course Applied For

S.No.	Department	Degree	Subject	Application Fee	Examination Fee	IsSFS

Important Note: Once clicked on the "Submit & Make Payment" Button you cannot change any details. Therefore it is suggested to check and confirm the details properly before final submission.

Declaration

I hereby declare that all the information stated above is correct and if there is any discrepancy found at any stage during the admission process, my application and admissions may stand canceled and I will not be eligible for refund of any fee paid. If admitted I shall abide by the rules and regulations of the University.

Confirm / Accept Declaration

<< PREVIOUS

SUBMIT & MAKE PAYMENT

Disclaimer: "The University does not own any responsibility for submitting any wrong information in the Application Form".

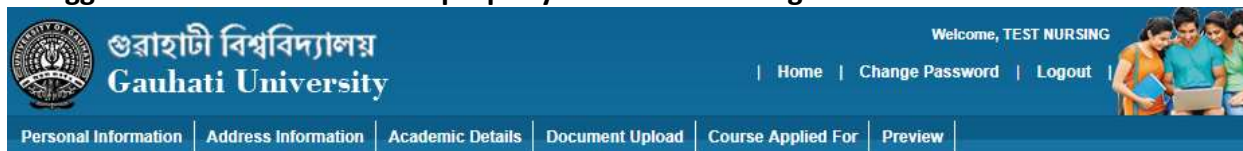


Help Manual (Gauhati University, Assam)


Step 9: Check the Fee on the bottom of the page.

Step 10: Selecting the declaration, after that click on the “Accept and Submit Details” button to finally submit the Application Form.

Important Note: Once clicked on the submit option you cannot change any details, it is suggested to check the details properly before Submitting the Form.



The screenshot shows the top navigation bar of the Gauhati University website. On the left is the university logo and name in Assamese and English. On the right, it says 'Welcome, TEST NURSING' and has links for Home, Change Password, and Logout. Below this is a horizontal menu with options: Personal Information, Address Information, Academic Details, Document Upload, Course Applied For, and Preview.

 Please do not fill in the Admission Application Form by opening multiple tabs in the browser and fill in one Form at a time only. Please Logout after success filling of the Form.

Confirm Payment (ONLINE PAYMENT)

DOWNLOAD & CHECK PRE PAYMENT APPLICATION FORM BEFORE MAKE PAYMENT	
Please Check The Payment Options Accepted By Gateway	
Application Fee (Rs.) :	500 *Note : Bank charges extra as applicable !!
Payment Gateway :	<input checked="" type="radio"/> EBS
CONTINUE FOR PAYMENT	

Disclaimer: "The University does not own any responsibility for submitting any wrong information in the Application Form".

Step 11: Before submitting fees student can download Application form.



Help Manual (Gauhati University, Assam)



Congratulations!! Your Payment is successfully done.

Your Success Transaction Id is : 20180412181447799_600232


Your Paid Amount is : 500

[Click here to Continue !!](#)



Step 12: Once payment done student get confirmation of payment.

Step 13: After submitting the payment student can download Application form & payment receipt both.





[Download Forms](#)


DOWNLOAD SECTION

Dear SAKSHI ,

Please Take a Print out of following documents.

-  Application form
-  E-Payment Receipt Application Fee

Team
GU, GAUHATI.



Application form is successful submitted to University.